

Scaled data based on original data using  
LM-79-08 Approved Method: Electrical and Photometric Measurements of Solid-  
State Lighting Products

Test Report Prepared for  
Cooper Lighting Solutions  
(formerly Eaton)

Brand: McGRAW-EDISON

Report Number: P386272

Luminaire Tested: **GWC-SA1D-830-U-SL2-HSS**

Issue Date: 3/3/2020

**Test Information**

Test Method: LM-79-08  
Report Number: P386272  
TEST IS SCALED FROM IESNA LM-79-08 TEST DATA (G2-1903-205-21)  
Test Lab: INNOVATION CENTER  
Issue Date: 3/3/2020  
Manufacturer: COOPER LIGHTING SOLUTIONS (FORMERLY EATON)  
Product Line: MCGRAW-EDISON  
Catalog Number: GWC-SA1D-830-U-SL2-HSS  
Description: GALLEON WALL LUMINAIRE  
(1) 80 CRI, 3000K, 1200mA LIGHTSQUARE WITH 16 LEDS AND TYPE II SPILL  
LIGHT ELIMINATOR OPTICS WITH HOUSE SIDE SHIELD  
Light Source: -  
Ballast/Driver: ELECTRONIC DRIVER

**Summary**

Lumens per Lamp: N/A  
Luminaire Lumens: 5454 lumens  
Efficiency: N/A  
Efficacy: 82.6 lumens/watt  
Luminous Opening: Rectangular (W 0.5' x L: 0.5' x H: 0')  
IES Classification: Type III - Medium  
BUG Rating: B1 - U0 - G2

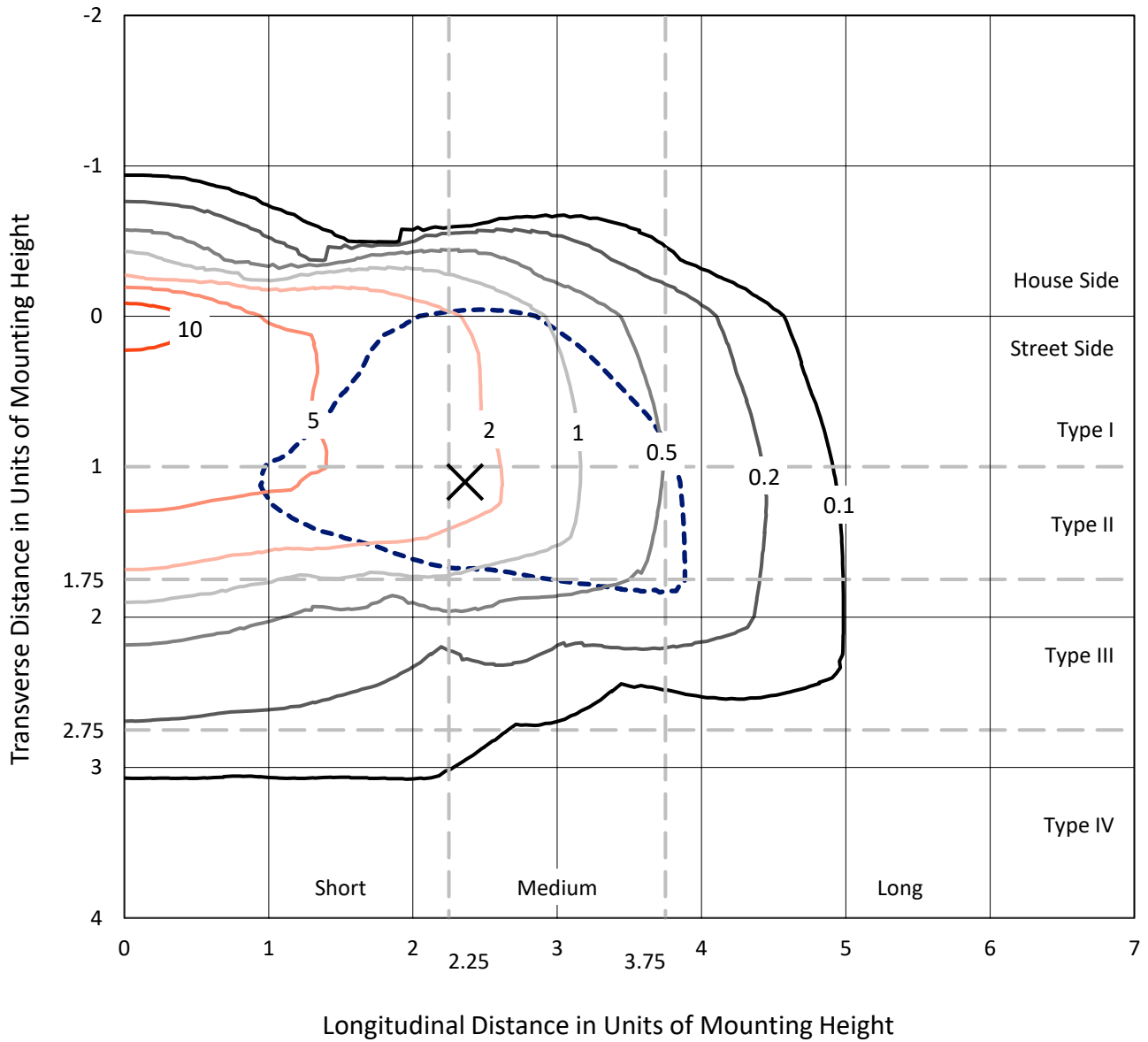
Input Watts (W): 66  
Input Voltage (V): NR  
Input Current (A<sub>in</sub>): NR  
Voltage Rise (V): NR  
Power Factor: NR  
Total Harmonic Distortion (THDi): NR  
Frequency (hertz): 60  
Stabilization Time: NR  
Operation Time: NR  
Ambient Temperature (°C): NR  
Test Distance: 24 FT



REPORT NUMBER: P386272  
 CATALOG NUMBER: GWC-SA1D-830-U-SL2-HSS

### Iso-Footcandle Lines of Horizontal Illumination

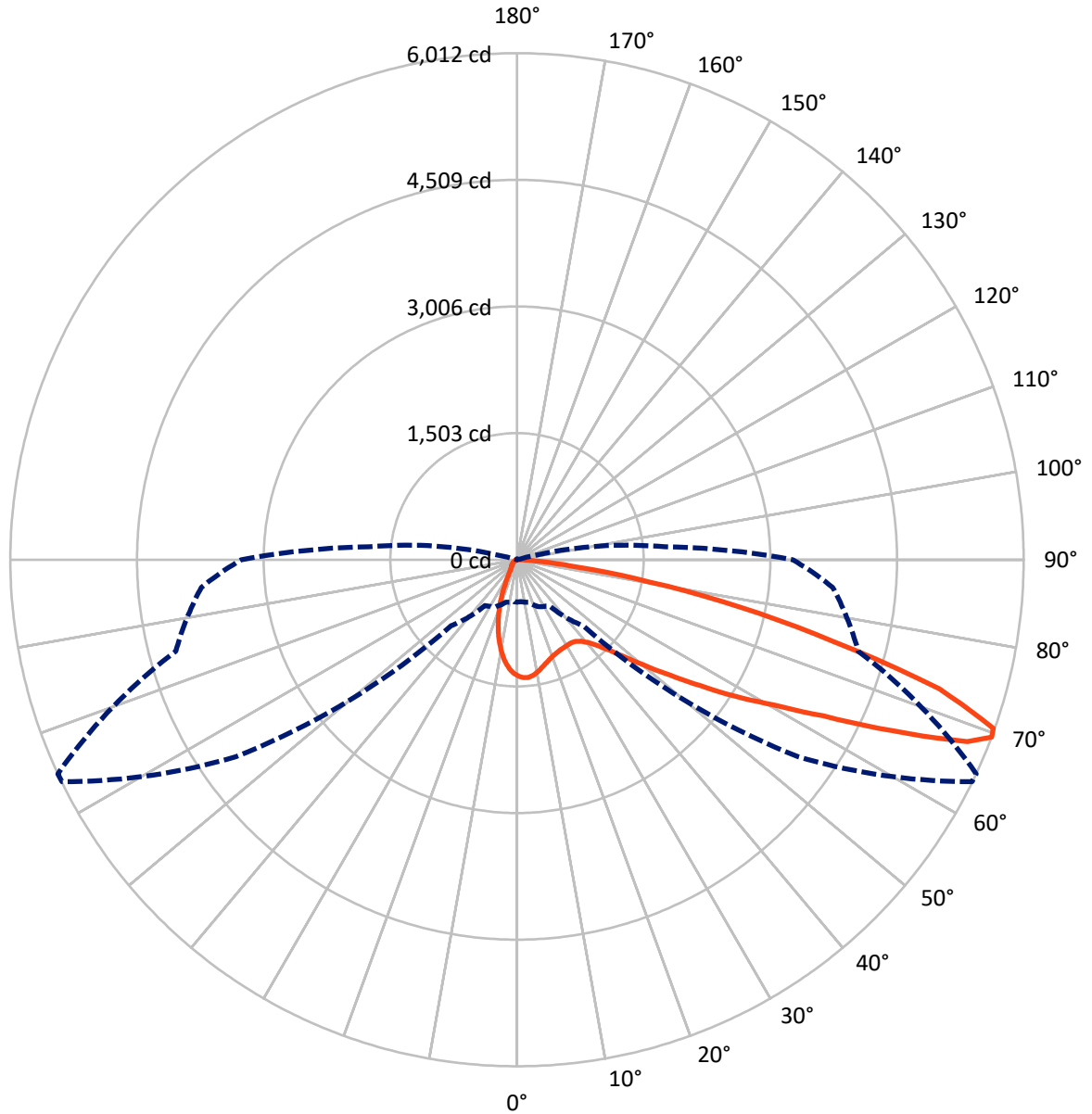
✕ Max cd  
 - - - 1/2 Max cd



Based on 10 foot mounting height. Maximum calculated value = 13.8 fc  
 Type III - Medium - N/A

REPORT NUMBER: P386272  
CATALOG NUMBER: GWC-SA1D-830-U-SL2-HSS

### Luminous Intensity Polar Plot



— Vertical Plane Through 65-Deg Lateral    - - - Horizontal Cone Through 69-Deg Vertical

REPORT NUMBER: P386272

CATALOG NUMBER: GWC-SA1D-830-U-SL2-HSS

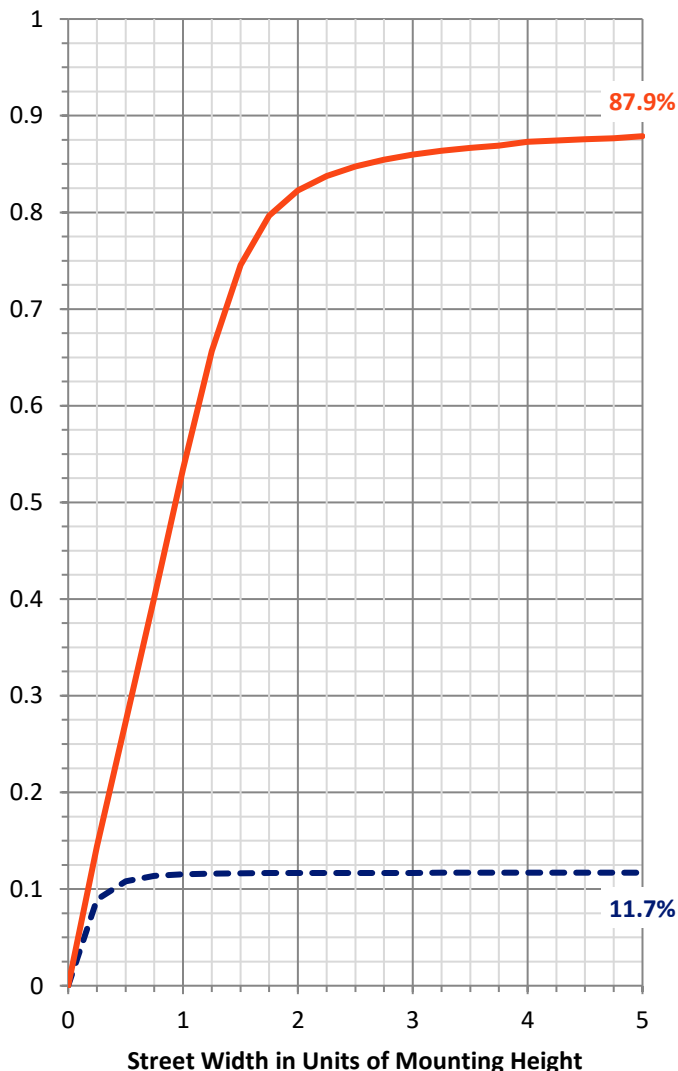
**FLUX DISTRIBUTION:**

		Downward	Upward	Total
<b>House Side</b>	Lumens	642.9	0.0	642.9
	% Fixture	11.8	0.0	11.8
<b>Street Side</b>	Lumens	4811.1	0.0	4811.1
	% Fixture	88.2	0.0	88.2
<b>Total</b>	Lumens	5454.0	0.0	5454.0
	% Fixture	100.0	0.0	100.0

**ZONAL LUMENS:**

Zone	Lumens	% Fixture
0°-10°	115.2	2.1
10°-20°	252.3	4.6
20°-30°	349.4	6.4
30°-40°	487.2	8.9
40°-50°	757.3	13.9
50°-60°	1215.7	22.3
60°-70°	1375.2	25.2
70°-80°	807.7	14.8
80°-90°	94.0	1.7
90°-100°	0.0	0.0
100°-110°	0.0	0.0
110°-120°	0.0	0.0
120°-130°	0.0	0.0
130°-140°	0.0	0.0
140°-150°	0.0	0.0
150°-160°	0.0	0.0
160°-170°	0.0	0.0
170°-180°	0.0	0.0
0°-90°	5454.0	100.0
0°-180°	5454.0	100.0

**Coefficient of Utilization**



REPORT NUMBER: P386272

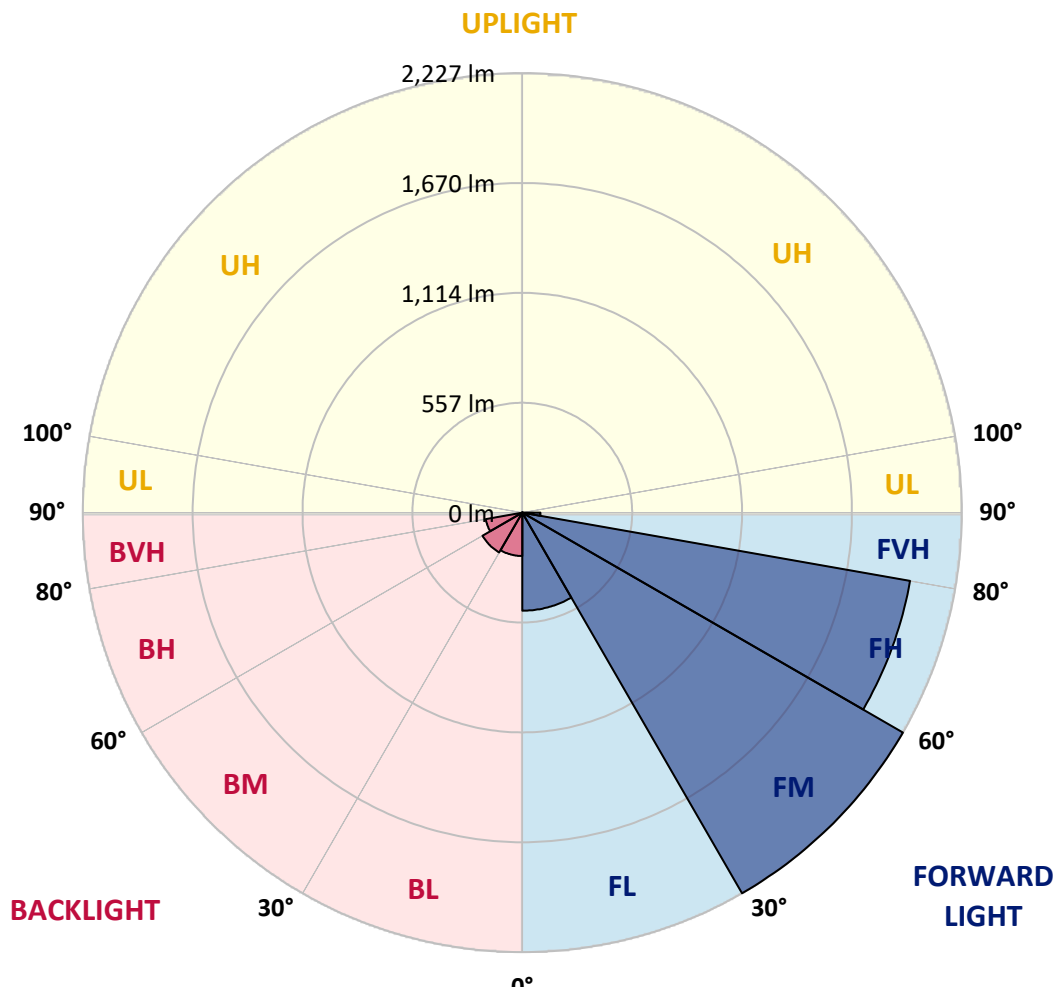
CATALOG NUMBER: GWC-SA1D-830-U-SL2-HSS

**LUMINAIRE CLASSIFICATION SYSTEM LUMEN TABLE AND BUG RATING:**

Zone	Lumens	% Fixture	Zone Rating/Lumen Limit		
			B	U	G
FL (0°-30°)	497.0	9.1			
FM (30°-60°)	2227.3	40.8			
FH (60°-80°)	1995.0	36.6			G2/5000
FVH (80°-90°)	91.8	1.7			G1/100
BL (0°-30°)	220.0	4.0	B1/500		
BM (30°-60°)	233.0	4.3	B1/1000		
BH (60°-80°)	187.8	3.4	B1/500		G1/500
BVH (80°-90°)	2.1	0.0			G0/10
UL (90°-100°)	0.0	0.0		U0/0	
UH (100°-180°)	0.0	0.0		U0/0	

**BUG Rating: B1-U0-G2**

Type III Medium





REPORT NUMBER: P386272

CATALOG NUMBER: GWC-SA1D-830-U-SL2-HSS

**CANDELA DISTRIBUTION (FULL):**

	0°	5°	15°	25°	35°	45°	55°	64°	65°	75°	85°
0°	1378.2	1378.2	1378.2	1378.2	1378.2	1378.2	1378.2	1378.2	1378.2	1378.2	1378.2
2.5°	1390.5	1387.0	1389.8	1395.8	1398.8	1398.8	1401.1	1398.3	1399.2	1392.5	1382.9
5°	1303.5	1298.2	1305.8	1322.6	1343.4	1361.2	1387.5	1401.3	1402.7	1402.9	1391.6
7.5°	1209.8	1204.9	1216.2	1236.1	1262.8	1295.8	1341.8	1381.9	1384.2	1405.9	1397.6
10°	1133.6	1130.1	1143.3	1164.5	1195.9	1232.8	1289.2	1345.0	1351.7	1399.7	1396.7
12.5°	1073.1	1070.4	1082.8	1107.3	1139.4	1180.2	1239.1	1303.9	1312.9	1385.6	1392.1
15°	1029.1	1028.6	1039.0	1062.5	1098.1	1136.1	1196.4	1265.8	1276.2	1370.4	1391.4
17.5°	1006.0	1006.7	1014.3	1034.4	1064.8	1102.7	1160.4	1233.8	1245.1	1356.8	1394.9
20°	1003.7	1004.4	1008.5	1019.8	1044.5	1078.0	1131.1	1206.8	1218.5	1346.6	1400.4
22.5°	1024.0	1023.5	1024.7	1023.5	1037.4	1062.8	1111.7	1186.0	1199.6	1339.9	1404.8
25°	1063.0	1062.3	1061.8	1053.3	1044.1	1057.7	1103.6	1174.2	1187.1	1335.1	1407.3
27.5°	1117.2	1116.8	1116.1	1102.0	1074.3	1065.8	1104.5	1169.8	1180.7	1331.2	1406.9
30°	1188.5	1191.8	1190.8	1171.2	1128.1	1090.4	1114.2	1167.5	1177.0	1323.5	1402.0
32.5°	1272.3	1278.8	1283.8	1262.8	1208.8	1139.4	1136.6	1170.1	1177.0	1317.8	1393.2
35°	1359.3	1367.6	1386.3	1378.9	1307.8	1213.0	1175.1	1185.3	1191.1	1321.0	1389.1
37.5°	1444.9	1454.9	1495.5	1516.9	1437.5	1310.4	1235.1	1222.9	1225.9	1340.6	1393.7
40°	1544.4	1559.4	1621.0	1655.6	1592.4	1440.8	1324.9	1287.5	1288.7	1383.8	1415.2
42.5°	1675.0	1690.5	1757.2	1811.4	1766.9	1605.6	1446.8	1386.3	1385.2	1464.5	1465.7
45°	1834.3	1850.4	1919.4	1979.7	1959.6	1800.8	1602.8	1530.6	1529.2	1591.9	1561.5
47.5°	2014.7	2030.7	2092.3	2154.4	2176.1	2028.8	1801.5	1727.4	1724.2	1769.0	1709.4
50°	2169.6	2180.0	2236.7	2320.3	2418.1	2309.0	2048.7	1977.3	1973.9	2004.1	1926.6
52.5°	2225.9	2231.9	2289.6	2406.6	2650.8	2688.4	2373.4	2281.5	2279.0	2292.1	2215.7
55°	2111.9	2122.7	2193.6	2367.1	2776.8	3117.2	2783.2	2658.2	2639.0	2610.6	2518.1
57.5°	1801.3	1818.6	1894.7	2125.5	2717.9	3457.4	3385.6	3084.2	3056.0	2882.5	2763.9
60°	1349.6	1370.9	1434.1	1683.1	2403.8	3578.5	4043.8	3558.9	3495.4	3099.0	2989.8
62.5°	926.1	936.7	979.7	1141.9	1770.3	3380.0	4594.4	4194.7	4078.9	3334.4	3234.2
65°	707.3	711.0	728.6	784.4	1054.2	2745.6	4813.4	5033.6	4893.5	3615.9	3487.8
67.5°	570.0	567.0	591.3	671.1	706.0	1675.0	4558.0	5827.3	5761.7	3992.3	3743.1
69°	502.6	498.5	523.2	616.0	663.0	1107.3	4074.7	6007.5	6011.7	4191.0	3760.6
70°	452.3	455.1	479.6	583.2	648.5	869.1	3613.1	5961.6	5994.4	4265.3	3655.4
72.5°	302.1	309.5	358.6	484.2	623.6	657.7	2181.6	5115.8	5241.8	4098.0	3136.1
75°	170.3	175.9	234.2	365.1	587.6	626.3	1152.3	3768.9	3890.8	3426.9	2418.4
77.5°	83.5	86.5	132.5	235.6	491.3	596.8	653.6	2560.1	2699.2	2236.7	1367.9
80°	35.3	36.9	66.2	145.4	351.3	569.6	485.3	1575.6	1592.9	876.3	364.4
82.5°	13.6	14.1	27.9	90.7	223.2	444.0	405.9	747.0	729.0	165.0	83.1
85°	1.6	1.8	10.2	54.5	124.2	228.5	329.8	321.9	297.9	32.8	42.7
87.5°	0.0	0.0	0.7	16.6	36.9	107.1	171.5	133.6	120.5	10.6	22.2
90°	0.0	0.0	0.0	0.0	0.0	0.0	0.0	0.0	0.0	0.0	0.0



REPORT NUMBER: P386272  
 CATALOG NUMBER: GWC-SA1D-830-U-SL2-HSS

**CANDELA DISTRIBUTION (continued):**

	90°	95°	105°	115°	125°	135°	145°	155°	165°	175°	180°
0°	1378.2	1378.2	1378.2	1378.2	1378.2	1378.2	1378.2	1378.2	1378.2	1378.2	1378.2
2.5°	1374.8	1372.5	1360.0	1342.0	1324.9	1303.7	1283.4	1271.2	1261.5	1255.0	1262.6
5°	1378.5	1368.3	1330.5	1282.0	1234.5	1180.9	1131.1	1088.8	1072.2	1053.8	1062.1
7.5°	1377.3	1358.2	1290.1	1203.8	1116.5	1026.3	940.9	875.1	841.0	807.5	816.0
10°	1371.5	1339.2	1236.1	1108.2	977.6	847.9	726.7	634.7	583.2	536.6	543.3
12.5°	1358.8	1313.8	1172.4	998.8	824.1	653.1	511.2	393.3	330.0	302.1	305.6
15°	1351.2	1289.2	1105.0	888.1	660.3	454.9	312.5	232.4	203.6	194.3	195.5
17.5°	1347.5	1265.4	1035.3	761.4	492.7	289.6	201.9	178.2	171.9	170.3	170.8
20°	1343.8	1241.4	963.5	636.0	339.5	194.8	165.9	159.0	156.7	154.6	155.1
22.5°	1337.6	1218.3	886.4	509.1	228.9	158.1	149.5	142.9	138.0	135.5	135.9
25°	1330.0	1194.1	807.7	379.2	167.1	141.0	132.9	123.5	117.7	113.1	113.3
27.5°	1317.8	1164.3	726.5	276.0	140.3	126.2	115.4	105.0	95.3	90.0	90.0
30°	1300.7	1130.6	636.3	197.6	125.8	111.7	98.5	85.6	75.2	70.4	69.9
32.5°	1281.8	1095.5	545.1	149.8	114.2	98.1	83.1	69.5	60.2	56.3	56.1
35°	1265.6	1057.7	454.2	125.5	102.7	84.9	68.5	57.0	49.6	46.4	46.2
37.5°	1255.2	1019.8	365.6	112.2	92.3	72.7	57.5	47.1	41.8	39.2	39.0
40°	1253.6	991.7	284.6	102.0	82.6	61.8	48.0	39.9	35.1	32.3	32.1
42.5°	1274.6	975.5	218.3	93.5	72.7	52.4	40.8	34.2	29.1	26.3	26.1
45°	1329.8	980.6	168.0	85.9	62.8	44.3	34.6	28.4	23.8	21.7	21.2
47.5°	1430.4	1015.7	133.6	78.2	53.3	37.6	29.5	23.5	19.6	17.5	17.3
50°	1609.5	1098.1	111.7	69.9	44.5	32.1	24.5	19.2	15.9	14.1	13.8
52.5°	1847.2	1244.8	99.7	61.8	36.9	27.2	20.1	15.2	12.5	11.1	10.8
55°	2109.4	1422.5	91.9	53.1	30.2	22.6	15.9	12.0	9.7	8.5	8.1
57.5°	2365.3	1576.5	84.5	44.5	25.2	18.5	12.7	9.5	7.6	6.5	6.2
60°	2600.5	1717.9	75.9	35.8	20.5	14.5	9.9	7.4	6.0	4.8	4.8
62.5°	2852.2	1827.3	64.2	27.9	16.8	11.1	8.1	6.7	4.8	4.2	3.9
65°	3119.0	1908.6	50.3	21.7	13.2	8.3	6.7	6.9	3.9	3.0	2.8
67.5°	3316.1	1892.4	37.2	17.1	10.2	6.5	6.5	7.4	3.5	2.3	2.1
69°	3272.7	1761.1	31.2	14.8	8.8	5.5	6.0	7.4	3.2	2.1	1.8
70°	3147.0	1615.7	27.5	13.2	7.8	5.1	5.8	7.2	3.0	2.1	1.8
72.5°	2620.8	1216.9	21.5	9.9	6.2	4.2	4.8	6.2	3.0	2.1	1.6
75°	1971.3	778.9	16.4	7.2	4.6	3.2	3.7	4.6	3.0	1.8	1.6
77.5°	1072.7	280.9	11.8	4.8	3.2	2.5	2.5	3.5	2.8	1.4	0.9
80°	275.8	70.6	7.4	3.2	2.5	1.8	1.6	2.3	1.6	0.2	0.0
82.5°	68.1	15.9	3.9	2.3	1.8	0.7	0.7	1.2	0.7	0.0	0.0
85°	37.4	7.8	2.5	1.6	0.9	0.0	0.0	0.2	0.0	0.0	0.0
87.5°	19.2	2.3	0.7	0.5	0.2	0.0	0.0	0.0	0.0	0.0	0.0
90°	0.0	0.0	0.0	0.0	0.0	0.0	0.0	0.0	0.0	0.0	0.0



Signify Classified - Internal  
Cooper Lighting Solutions Photometric Lab  
1121 Highway 74 South  
Peachtree City, GA 30269

Scaled Data Report



Report Generated By 670245982

Signify Classified - Internal  
Cooper Lighting Solutions Photometric Lab  
1121 Highway 74 South  
Peachtree City, GA 30269

Scaled Data Report



Signify Classified - Internal  
Cooper Lighting Solutions Photometric Lab  
1121 Highway 74 South  
Peachtree City, GA 30269

Scaled Data Report



Signify Classified - Internal  
Cooper Lighting Solutions Photometric Lab  
1121 Highway 74 South  
Peachtree City, GA 30269

Scaled Data Report



Signify Classified - Internal  
Cooper Lighting Solutions Photometric Lab  
1121 Highway 74 South  
Peachtree City, GA 30269

Scaled Data Report



--- HS — SS

Signify Classified - Internal  
Cooper Lighting Solutions Photometric Lab  
1121 Highway 74 South  
Peachtree City, GA 30269

Scaled Data Report



u

Signify Classified - Internal  
Cooper Lighting Solutions Photometric Lab  
1121 Highway 74 South  
Peachtree City, GA 30269

Scaled Data Report



Signify Classified - Internal  
Cooper Lighting Solutions Photometric Lab  
1121 Highway 74 South  
Peachtree City, GA 30269

Scaled Data Report



(END OF REPORT)